

## Model G004 Gear Flow Meter (Analog) 0.5 cc/min to 4 liters/min

### SPECIFICATIONS

Flow Range	0.5 cc/min to 4 liters/min
Accuracy (at 30 cP)	± 0.3% of reading over a 100:1 range, or ± 2mV (or 4µA), whichever is greater
Maximum Operating Pressure	414 bar (6000 psi)
Displacement	1.8 cc/rev
Weight	1.1 kg
Recommended Filtration	15 micron
Port Size(s)	1/8" NPT or #4 SAE
Fluids	Most non-aqueous, hydrocarbon based fluids

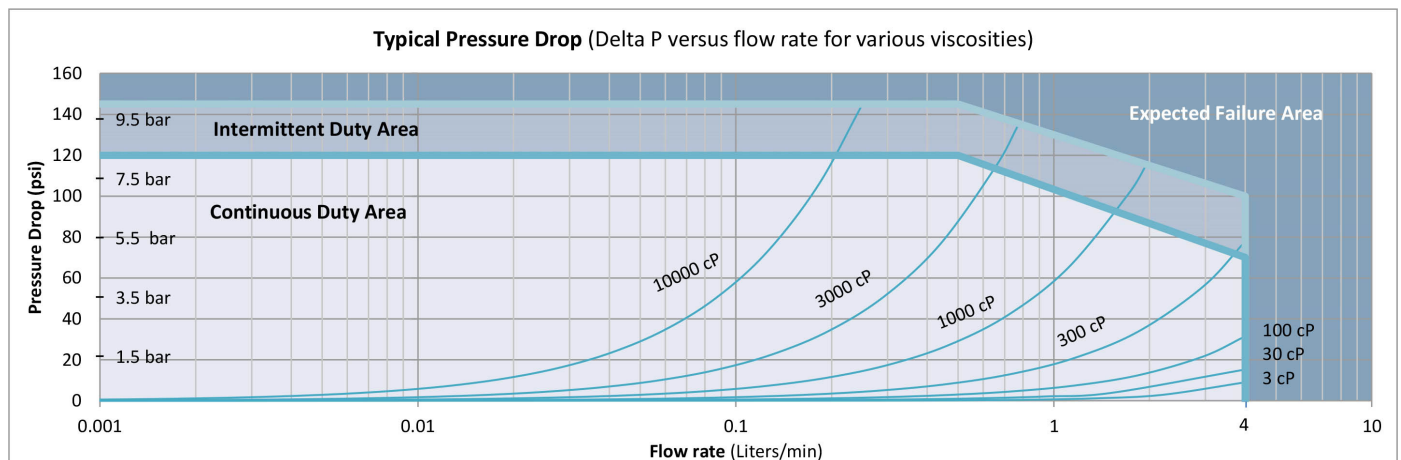


### MATERIALS OF CONSTRUCTION

Body	Stainless steel, type 303
Gears and Shafts	Stainless steel, type 17-4
Bearings	All ball bearings, 440C stainless steel
Seals	Viton®- standard, Teflon®, Perfluoroelastomer – optional

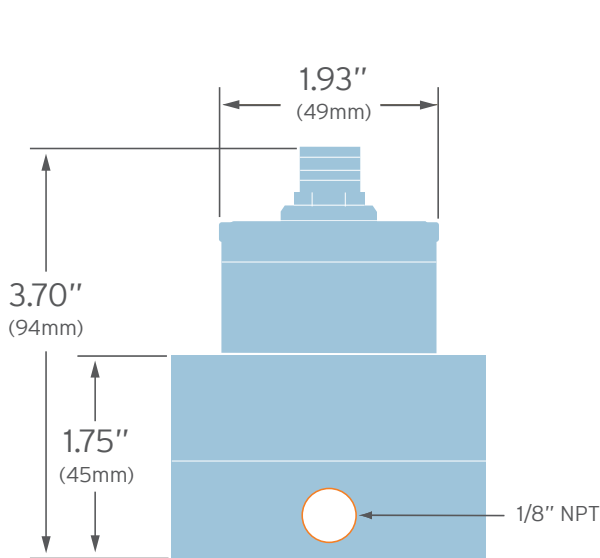
### ANALOG TRANSMITTER

Output Signal	Any range of ± 10V or ± 20mA Linearized and damped with anti-dither protection.
Power Supply Requirements	Two Models: 12Vdc @ 90 mA, 24Vdc @ 45 mA
Ambient Operational Range	-40°C to 80°C, Single piece – Two piece to 110°C
Metered Liquid Temp Range (based on 20° ambient)	-40°C to 90°C, Standard model -40°C to 155°C, Two piece high temperature model -40°C to 225°C, Two piece, ultra high temperature model
Compliance	CE Certified, Ex-proof version available with ATEX/IECEx II 2 G Ex d IIB Tx Gb as well as UL, cUL certification for Class 1, Division 1, Groups C and D, Tx

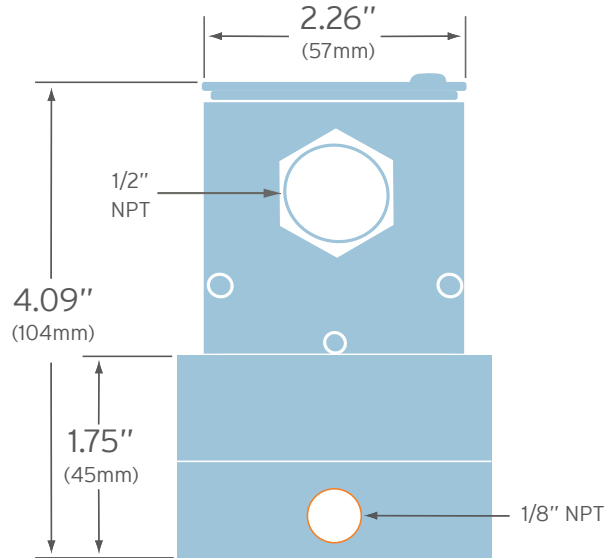


# Model G004 Flow Meter (Analog)

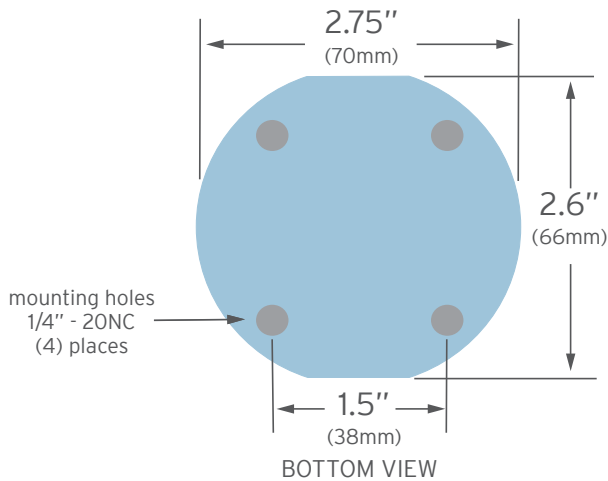
CONNECTIVITY/DIMENSIONS (Not to scale)



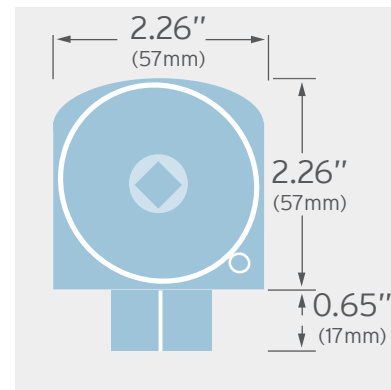
MODEL G004 WITH INDUSTRIAL HOUSING TRANSMITTER



MODEL G004 WITH EX-PROOF HOUSING TRANSMITTER



BOTTOM VIEW

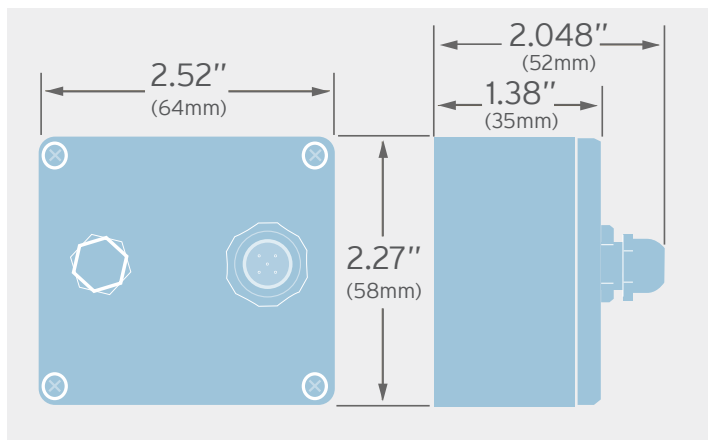


EX-PROOF HOUSING TOP VIEW

## ELECTRICAL CONNECTION – ANALOG TRANSMITTERS

	Turck® Connector		
	Pin #	Mating Cable Wire Color	NPT model
Case Ground	3	Blue	Case
Common	4	Black	Com
Power *	1	Brown	V+
Signal Output (+)	5	Grey	Sig
Signal Output (-)	2	White	Ret

\* Please specify 12Vdc or 24Vdc operation

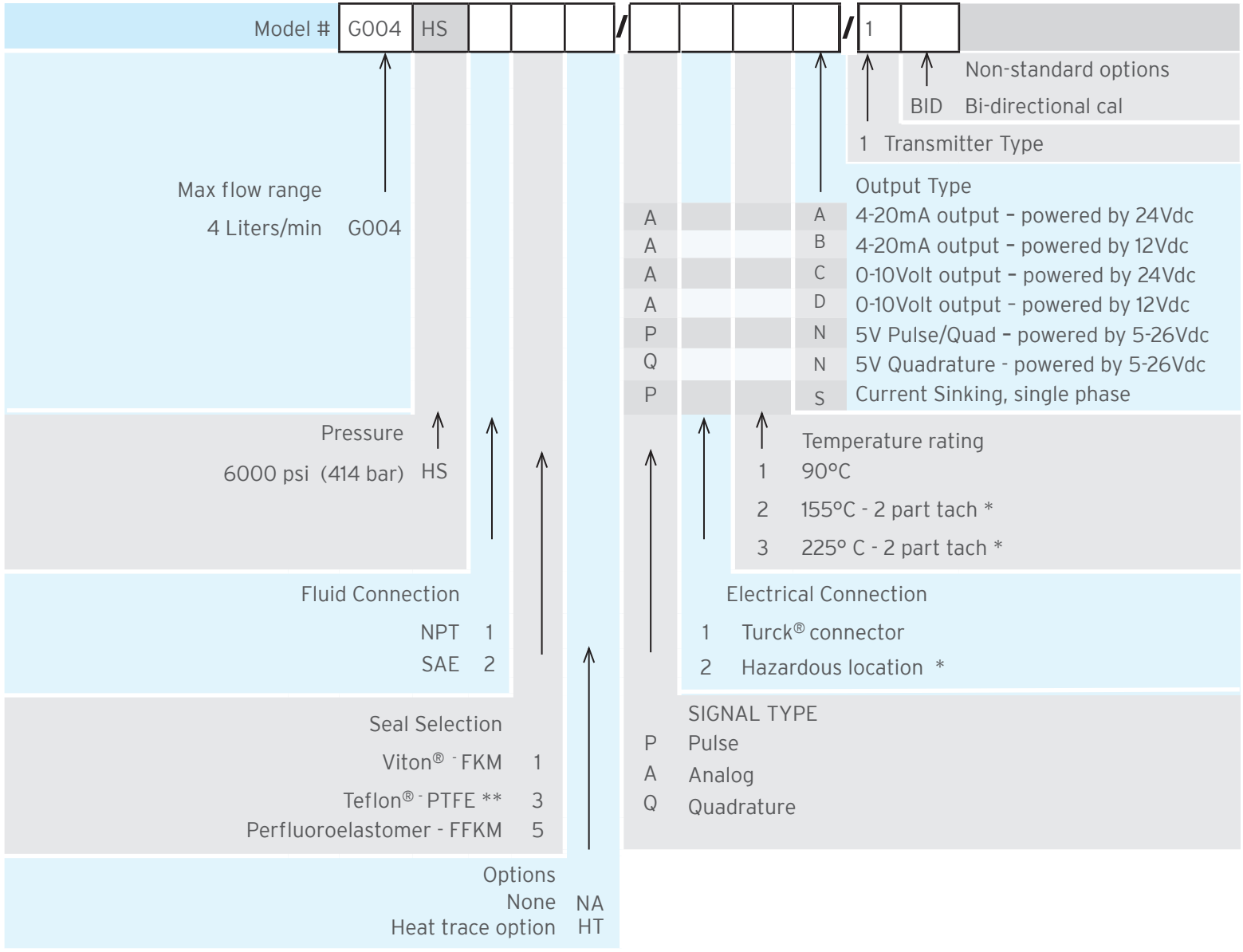


REMOTE PCA ENCLOSURE FOR HIGH TEMPERATURE TRANSMITTERS (2 meter interconnect cable, not shown)

# Positive Displacement Flow Meters Gear Type, G Series

## Flow Meter Selections

## Transmitter Selections



Product includes single directional calibration, bi-directional calibrations for Analog and Quadrature devices are optional.

\* Consult factory regarding 130°C maximum and other temperature limitations for hazardous location installations.

\*\* Teflon® seals are not suitable for operating temperatures above 90°C for these high pressure products.